

Scaled data based on original data using  
LM-79-08 Approved Method: Electrical and Photometric Measurements of Solid-  
State Lighting Products

Test Report Prepared for  
Cooper Lighting Solutions  
(formerly Eaton)

Brand: McGRAW-EDISON

Report Number: P386091

Luminaire Tested: **GWC-SA1D-722-U-T3**

Issue Date: 3/3/2020

**Test Information**

Test Method: LM-79-08  
Report Number: P386091  
TEST IS SCALED FROM IESNA LM-79-08 TEST DATA (G2-1903-205-14)  
Test Lab: INNOVATION CENTER  
Issue Date: 3/3/2020  
Manufacturer: COOPER LIGHTING SOLUTIONS (FORMERLY EATON)  
Product Line: MCGRAW-EDISON  
Catalog Number: GWC-SA1D-722-U-T3  
Description: GALLEON WALL LUMINAIRE  
(1) 70 CRI, 2200K, 1200mA LIGHTSQUARE WITH 16 LEDS AND TYPE III OPTICS  
Light Source: -  
Ballast/Driver: ELECTRONIC DRIVER

**Summary**

Lumens per Lamp: N/A  
Luminaire Lumens: 6093 lumens  
Efficiency: N/A  
Efficacy: 92.3 lumens/watt  
Luminous Opening: Rectangular (W 0.5' x L: 0.5' x H: 0')  
IES Classification: Type III - Short  
BUG Rating: B1 - U0 - G2

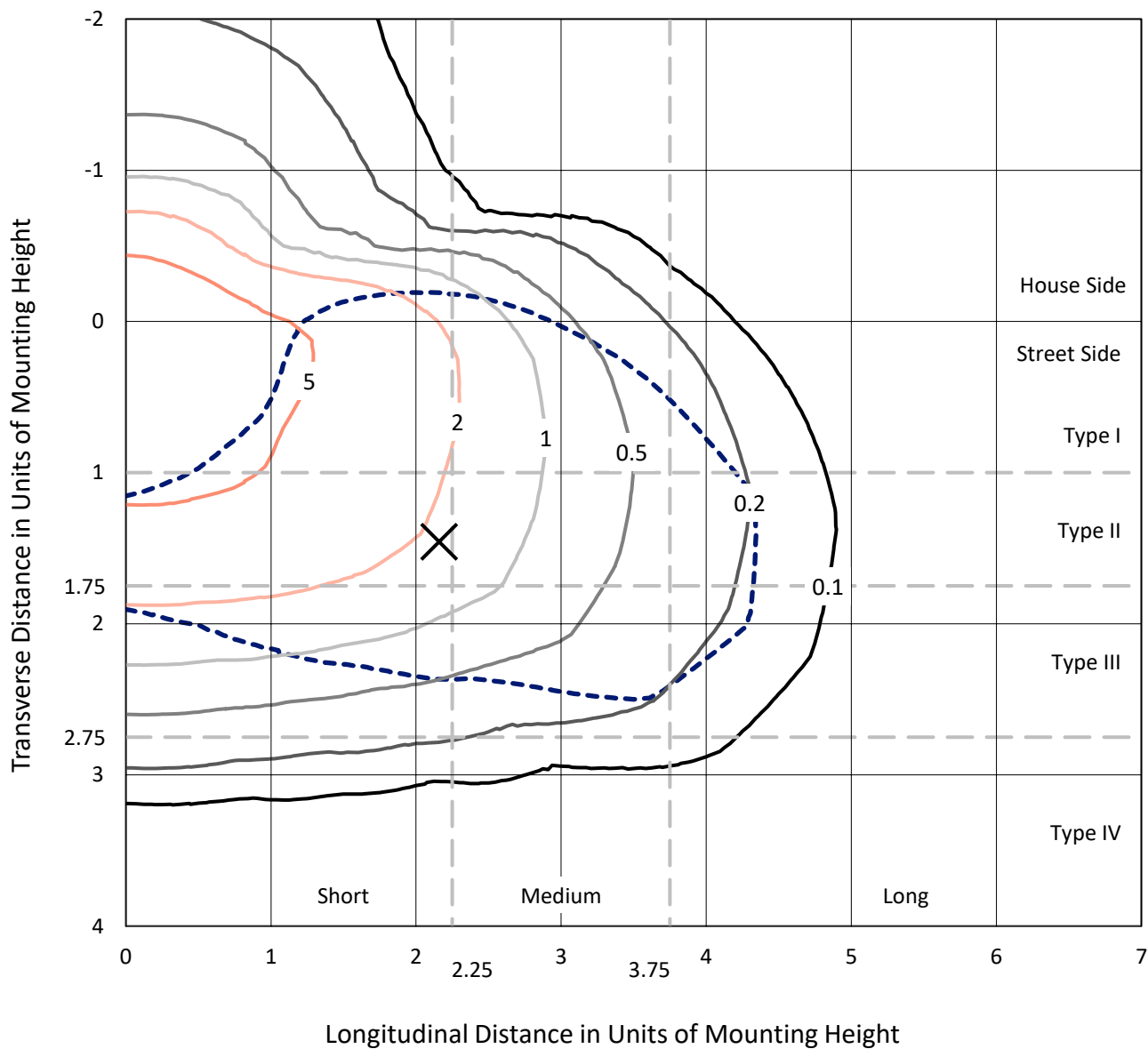
Input Watts (W): 66  
Input Voltage (V): NR  
Input Current (Ain): NR  
Voltage Rise (V): NR  
Power Factor: NR  
Total Harmonic Distortion (THDi): NR  
Frequency (hertz): 60  
Stabilization Time: NR  
Operation Time: NR  
Ambient Temperature (°C): NR  
Test Distance: 24 FT



REPORT NUMBER: P386091  
 CATALOG NUMBER: GWC-SA1D-722-U-T3

### Iso-Footcandle Lines of Horizontal Illumination

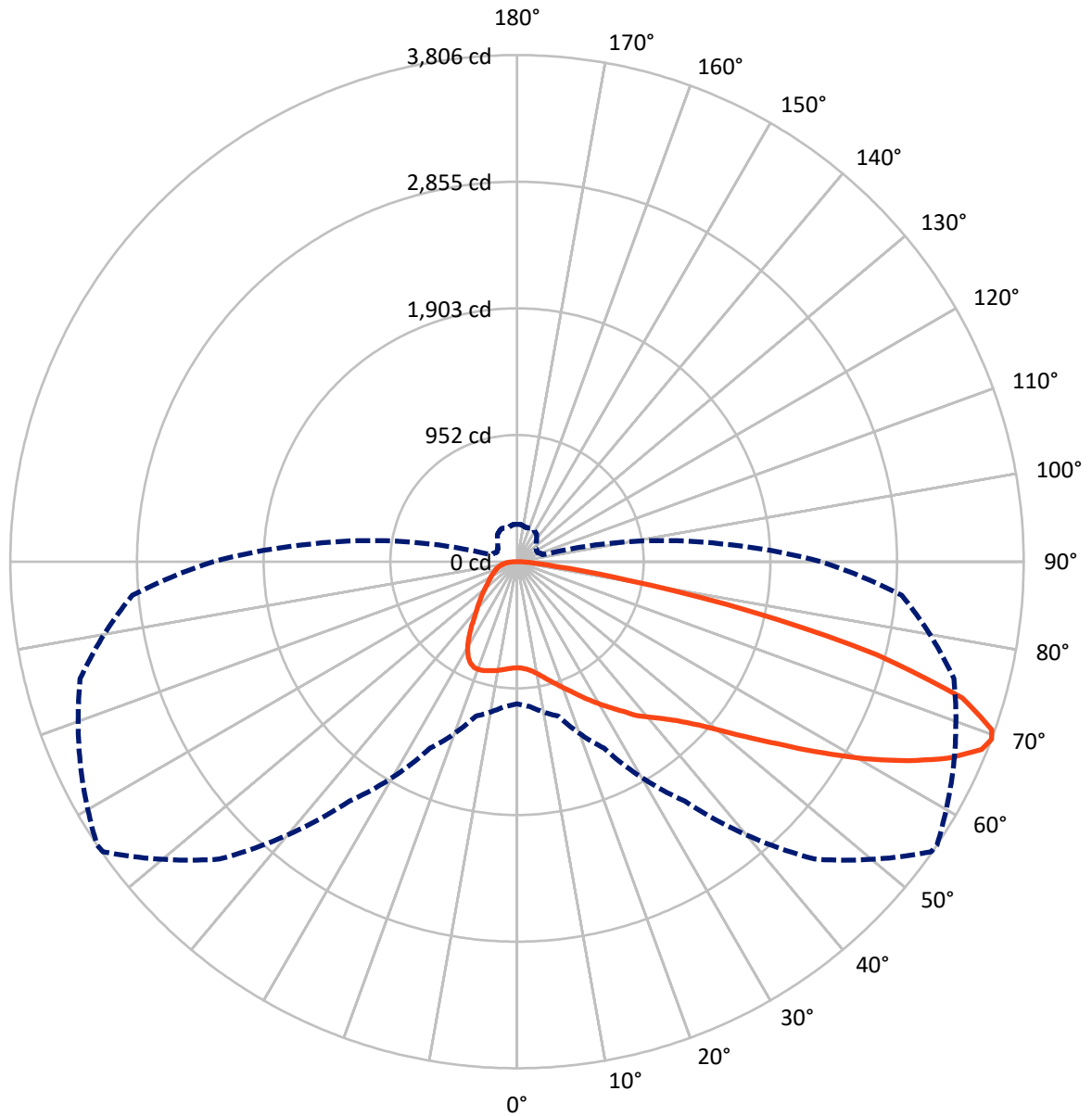
✕ Max cd  
 - - - 1/2 Max cd



Based on 10 foot mounting height. Maximum calculated value = 8.7 fc  
 Type III - Short - N/A

REPORT NUMBER: P386091  
CATALOG NUMBER: GWC-SA1D-722-U-T3

### Luminous Intensity Polar Plot



— Vertical Plane Through 56-Deg Lateral    - - - Horizontal Cone Through 69-Deg Vertical

REPORT NUMBER: P386091

CATALOG NUMBER: GWC-SA1D-722-U-T3

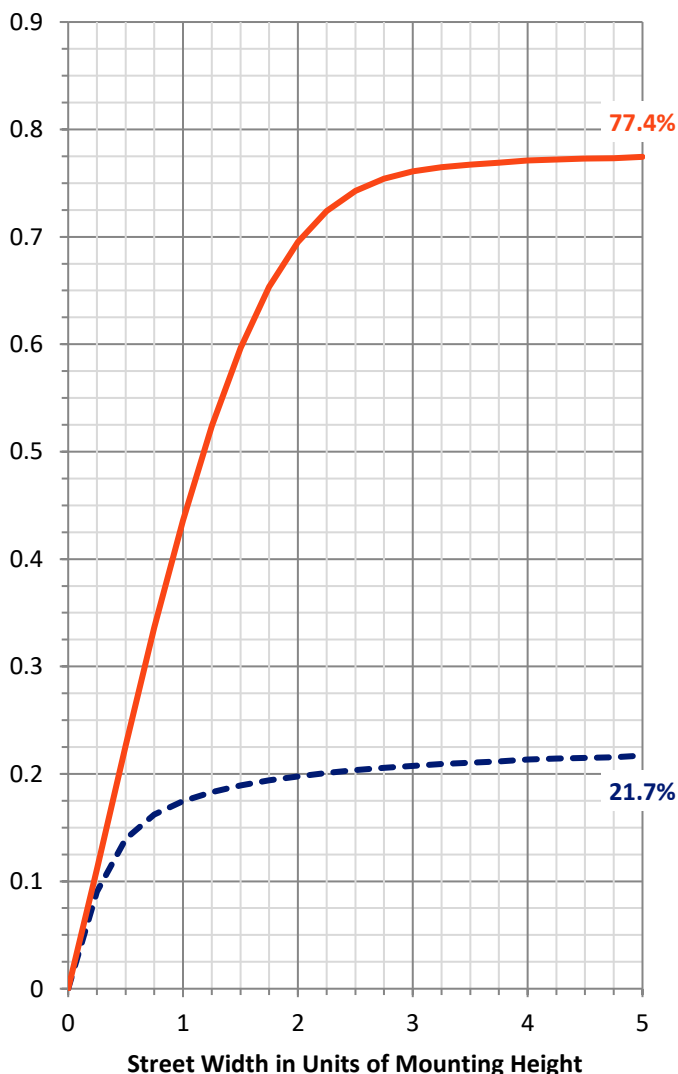
**FLUX DISTRIBUTION:**

		Downward	Upward	Total
<b>House Side</b>	Lumens	1356.9	0.0	1356.9
	% Fixture	22.3	0.0	22.3
<b>Street Side</b>	Lumens	4736.1	0.0	4736.1
	% Fixture	77.7	0.0	77.7
<b>Total</b>	Lumens	6093.0	0.0	6093.0
	% Fixture	100.0	0.0	100.0

**ZONAL LUMENS:**

Zone	Lumens	% Fixture
0°-10°	78.2	1.3
10°-20°	251.6	4.1
20°-30°	439.2	7.2
30°-40°	630.8	10.4
40°-50°	873.0	14.3
50°-60°	1279.1	21.0
60°-70°	1559.5	25.6
70°-80°	862.2	14.2
80°-90°	119.4	2.0
90°-100°	0.0	0.0
100°-110°	0.0	0.0
110°-120°	0.0	0.0
120°-130°	0.0	0.0
130°-140°	0.0	0.0
140°-150°	0.0	0.0
150°-160°	0.0	0.0
160°-170°	0.0	0.0
170°-180°	0.0	0.0
0°-90°	6093.0	100.0
0°-180°	6093.0	100.0

**Coefficient of Utilization**



REPORT NUMBER: P386091

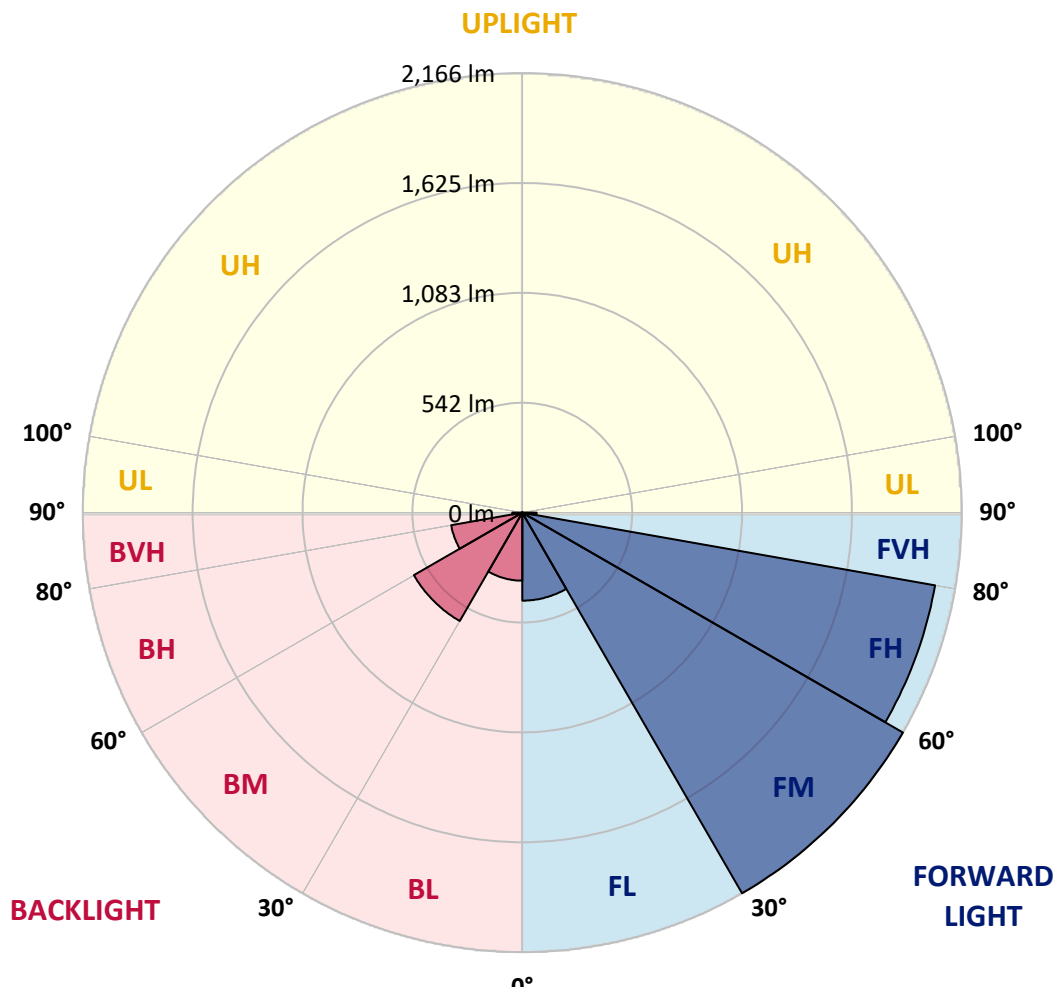
CATALOG NUMBER: GWC-SA1D-722-U-T3

**LUMINAIRE CLASSIFICATION SYSTEM LUMEN TABLE AND BUG RATING:**

Zone	Lumens	% Fixture	Zone Rating/Lumen Limit		
			B	U	G
FL (0°-30°)	433.6	7.1			
FM (30°-60°)	2166.3	35.6			
FH (60°-80°)	2065.8	33.9			G2/5000
FVH (80°-90°)	70.3	1.2			G1/100
BL (0°-30°)	335.3	5.5	B1/500		
BM (30°-60°)	616.7	10.1	B1/1000		
BH (60°-80°)	355.8	5.8	B1/500		G1/500
BVH (80°-90°)	49.1	0.8			G1/100
UL (90°-100°)	0.0	0.0		U0/0	
UH (100°-180°)	0.0	0.0		U0/0	

**BUG Rating: B1-U0-G2**

Type III Short





REPORT NUMBER: P386091

CATALOG NUMBER: GWC-SA1D-722-U-T3

**CANDELA DISTRIBUTION (FULL):**

	0°	5°	15°	25°	35°	45°	55°	56°	65°	75°	85°
0°	796.6	796.6	796.6	796.6	796.6	796.6	796.6	796.6	796.6	796.6	796.6
2.5°	801.6	802.4	801.8	803.5	801.6	802.9	801.8	801.8	801.2	799.3	797.2
5°	814.2	815.9	814.8	816.5	814.2	814.6	812.7	812.7	810.8	806.9	802.7
7.5°	833.9	835.8	835.0	836.7	833.5	833.5	831.0	830.8	827.0	820.5	815.7
10°	857.4	860.0	859.1	861.6	859.1	860.0	857.4	857.4	852.4	843.2	837.1
12.5°	891.7	894.8	892.5	892.3	891.2	892.9	890.8	890.4	885.8	873.2	864.8
15°	937.4	940.8	935.9	935.5	929.6	929.0	929.0	928.4	925.4	910.3	896.5
17.5°	990.1	991.1	986.9	980.2	972.7	967.8	967.2	968.9	968.9	951.3	929.2
20°	1041.7	1043.6	1040.3	1032.7	1023.0	1015.9	1010.9	1014.2	1014.0	993.0	961.8
22.5°	1098.0	1102.4	1097.4	1087.7	1076.4	1068.4	1059.6	1062.5	1062.7	1036.9	993.7
25°	1170.8	1166.8	1163.7	1150.0	1133.9	1125.7	1117.5	1120.4	1119.6	1084.1	1026.6
27.5°	1235.3	1236.1	1231.9	1217.4	1198.7	1180.7	1180.3	1182.2	1179.0	1133.2	1057.7
30°	1310.2	1310.6	1304.7	1291.7	1271.4	1248.1	1242.6	1245.8	1239.0	1179.8	1090.4
32.5°	1384.7	1386.8	1380.3	1364.6	1348.2	1319.8	1308.9	1311.0	1294.2	1227.5	1124.2
35°	1450.0	1452.9	1450.8	1440.3	1422.5	1398.1	1385.1	1383.9	1363.1	1285.8	1168.9
37.5°	1516.5	1519.3	1516.9	1508.1	1501.0	1475.2	1468.2	1468.2	1432.1	1345.5	1225.8
40°	1584.9	1589.1	1586.4	1574.2	1568.2	1556.4	1539.8	1535.8	1496.8	1417.0	1318.6
42.5°	1648.5	1654.0	1664.9	1657.8	1645.4	1647.1	1613.7	1611.6	1583.1	1522.8	1435.1
45°	1738.8	1746.8	1765.3	1759.8	1757.3	1748.0	1708.4	1706.5	1695.6	1665.1	1579.7
47.5°	1837.2	1848.2	1881.5	1882.6	1909.7	1892.2	1838.3	1831.8	1834.3	1835.6	1756.2
50°	1927.9	1939.9	1994.7	2020.5	2084.3	2088.1	2001.8	1995.9	2005.8	2034.8	1961.9
52.5°	2000.3	2015.5	2083.9	2163.6	2273.0	2304.1	2203.1	2198.7	2206.0	2256.0	2194.5
55°	2053.4	2069.8	2144.3	2289.6	2464.2	2519.0	2434.8	2430.6	2435.3	2498.9	2447.4
57.5°	2065.8	2069.8	2177.9	2374.4	2625.6	2757.2	2718.4	2710.0	2687.3	2742.8	2726.6
60°	2007.7	2023.6	2150.2	2404.2	2750.5	2992.1	3014.8	3004.3	2940.7	2986.0	2973.0
62.5°	1889.7	1918.3	2046.7	2358.8	2799.4	3184.0	3305.5	3292.9	3183.3	3212.7	3150.2
65°	1697.0	1709.2	1844.2	2202.5	2737.3	3306.8	3564.7	3558.4	3420.5	3374.6	3182.9
67.5°	1352.4	1375.3	1489.9	1875.7	2483.1	3292.3	3765.2	3764.5	3575.4	3434.6	3066.8
69°	1068.4	1092.1	1201.3	1545.1	2197.2	3159.8	3798.8	3806.1	3619.1	3398.1	2901.0
70°	851.8	879.3	954.2	1301.4	1943.5	2985.2	3770.8	3784.1	3610.7	3337.8	2748.0
72.5°	362.5	384.7	438.1	670.8	1184.5	2229.1	3447.8	3497.8	3416.1	3054.9	2271.1
75°	158.3	165.2	189.3	273.5	525.8	1213.2	2701.0	2793.3	2921.0	2582.2	1691.8
77.5°	115.9	118.8	132.0	160.6	235.9	458.2	1736.9	1790.7	2106.5	1879.0	1037.7
80°	89.6	91.7	102.0	118.0	154.1	185.3	792.2	838.3	1184.5	965.1	432.2
82.5°	71.4	72.8	80.0	86.9	106.4	112.3	263.0	291.8	437.2	266.6	114.4
85°	66.3	68.0	70.5	63.4	68.2	65.9	113.8	119.0	132.0	104.7	47.9
87.5°	30.0	35.5	69.9	49.3	36.3	29.0	46.6	48.7	54.8	55.0	21.2
90°	0.0	0.0	0.0	0.0	0.0	0.0	0.0	0.0	0.0	0.0	0.0



REPORT NUMBER: P386091  
 CATALOG NUMBER: GWC-SA1D-722-U-T3

**CANDELA DISTRIBUTION (continued):**

	90°	95°	105°	115°	125°	135°	145°	155°	165°	175°	180°
0°	796.6	796.6	796.6	796.6	796.6	796.6	796.6	796.6	796.6	796.6	796.6
2.5°	798.5	797.8	798.9	796.4	799.5	799.3	798.2	798.7	800.8	800.6	800.8
5°	803.3	802.9	804.1	802.2	806.0	807.3	807.5	809.4	811.7	812.3	812.3
7.5°	815.5	815.5	816.1	813.6	816.1	815.9	814.8	816.7	819.0	819.2	819.0
10°	836.4	836.7	835.6	829.1	827.0	821.3	816.1	816.3	819.2	821.5	822.2
12.5°	862.9	862.1	857.4	845.5	836.7	825.1	819.7	819.4	822.4	824.3	824.9
15°	893.1	890.8	878.8	859.3	843.8	832.5	823.6	821.5	819.9	817.8	818.0
17.5°	921.7	916.4	896.5	869.4	853.0	837.9	820.9	807.3	797.8	792.4	790.7
20°	950.6	940.3	911.6	878.8	858.1	830.6	797.8	770.1	752.9	744.9	743.5
22.5°	977.1	960.5	925.7	888.7	854.1	805.8	754.4	714.1	690.1	679.4	680.3
25°	1002.9	979.8	940.3	895.6	833.9	762.1	693.9	644.4	616.7	604.7	604.3
27.5°	1025.6	999.3	956.3	890.0	796.4	700.0	622.4	574.1	551.0	540.7	539.0
30°	1051.6	1023.9	977.5	868.4	741.4	628.2	552.5	518.5	502.1	491.8	489.9
32.5°	1083.3	1057.3	994.9	829.1	671.0	553.3	497.9	474.2	459.3	447.7	445.6
35°	1129.5	1101.3	999.3	772.8	593.8	494.1	457.8	433.4	413.3	398.4	396.9
37.5°	1187.4	1156.5	989.3	700.0	518.9	455.7	424.4	394.4	368.2	347.2	343.8
40°	1270.9	1224.3	961.3	616.1	463.7	426.1	391.9	357.7	325.1	300.6	295.7
42.5°	1371.3	1303.9	918.5	532.5	423.2	396.1	359.6	317.2	286.1	268.7	266.2
45°	1498.9	1386.6	859.1	459.5	383.3	366.1	324.7	285.7	266.4	253.6	251.5
47.5°	1644.6	1479.4	796.8	400.1	349.5	337.9	296.8	271.6	256.3	246.2	244.3
50°	1823.6	1584.1	730.7	351.4	315.5	304.1	283.6	263.8	251.7	243.9	242.0
52.5°	2025.5	1702.3	683.0	313.0	287.4	279.2	276.6	259.6	249.8	243.9	242.0
55°	2243.0	1822.6	631.6	280.6	263.0	265.3	272.0	260.1	253.3	246.2	243.5
57.5°	2460.7	1946.8	574.3	253.3	243.7	255.0	268.9	260.9	255.2	248.3	245.8
60°	2632.8	2025.5	485.5	230.5	228.4	243.7	261.3	254.6	247.3	247.5	247.1
62.5°	2713.2	2021.3	387.5	210.1	213.0	228.4	249.2	244.7	238.7	246.8	247.5
65°	2668.0	1920.6	301.6	191.6	196.7	212.4	236.6	239.9	242.0	257.8	259.9
67.5°	2478.7	1724.5	233.6	175.5	181.8	201.5	237.8	261.3	264.1	280.6	280.4
69°	2282.9	1540.7	203.0	167.1	174.4	204.2	254.2	275.0	264.7	282.3	279.8
70°	2118.7	1395.2	186.6	161.4	171.1	209.1	265.1	274.8	261.5	276.6	272.4
72.5°	1631.8	1003.7	158.3	150.9	159.7	200.0	268.3	268.7	254.2	257.1	250.0
75°	1119.2	634.3	138.1	136.6	142.5	180.3	258.2	256.7	235.1	230.9	225.0
77.5°	617.1	322.2	117.3	123.0	127.0	159.7	234.7	232.6	214.7	205.9	203.8
80°	238.0	141.1	99.1	109.4	111.9	138.3	205.7	203.8	188.9	177.6	174.4
82.5°	89.8	73.9	81.9	94.7	93.8	114.2	174.2	173.2	158.7	142.1	137.1
85°	41.6	44.3	64.9	78.1	72.0	84.6	139.4	141.3	123.6	103.9	103.9
87.5°	17.6	24.8	46.0	59.0	48.5	57.1	102.2	97.6	89.6	62.1	58.4
90°	0.0	0.0	0.0	0.0	0.0	0.0	0.0	0.0	0.0	0.0	0.0



Signify Classified - Internal  
Cooper Lighting Solutions Photometric Lab  
1121 Highway 74 South  
Peachtree City, GA 30269

Scaled Data Report



Report Generated By 670245982

Signify Classified - Internal  
Cooper Lighting Solutions Photometric Lab  
1121 Highway 74 South  
Peachtree City, GA 30269

Scaled Data Report



Signify Classified - Internal  
Cooper Lighting Solutions Photometric Lab  
1121 Highway 74 South  
Peachtree City, GA 30269

Scaled Data Report



Signify Classified - Internal  
Cooper Lighting Solutions Photometric Lab  
1121 Highway 74 South  
Peachtree City, GA 30269

Scaled Data Report



Signify Classified - Internal  
Cooper Lighting Solutions Photometric Lab  
1121 Highway 74 South  
Peachtree City, GA 30269

Scaled Data Report



--- HS — SS

Signify Classified - Internal  
Cooper Lighting Solutions Photometric Lab  
1121 Highway 74 South  
Peachtree City, GA 30269

Scaled Data Report



u

Signify Classified - Internal  
Cooper Lighting Solutions Photometric Lab  
1121 Highway 74 South  
Peachtree City, GA 30269

Scaled Data Report



Signify Classified - Internal  
Cooper Lighting Solutions Photometric Lab  
1121 Highway 74 South  
Peachtree City, GA 30269

Scaled Data Report



(END OF REPORT)